

Namibia Inflation Forecast Report

Research & Financial Sector Development, Bank of Namibia



Updated - August, 2023

Inflation Overview

Domestic Inflation - Domestic annual headline inflation slowed to 4.5 percent in July 2023, however translating into a 0.3 percent rise in consumer prices on a monthly basis. The biggest contributors towards the annual increase in prices were the *Food and Non-Alcoholic Beverages* (2.0 percentage points), *Alcoholic beverages & Tobacco* (0.9 percentage points), *Housing, Water, Electricity, gas and other fuels* (0.7 percentage points) categories.

Short Term Forecasts - The short-term inflation forecast is presented in Table 2, with annual inflation expected to decline to 4.4 percent in August before increasing to 4.6 percent in September and 4.8 percent in October 2023.

Medium Term Forecasts - Through the medium term, our baseline estimates suggest that inflation will average 5.6 percent and 4.5 percent in 2023 and 2024 respectively (see Figures 1 and 2).

Table 1: International Price Forecast Summary

Category	2023 Q3	2023 Q4	2024 Q1	2024 Q2
Brent Crude (USD/barrel)	85.9	84.6	83.6	82.3
Maize (US Cents/bushel)	494.6	489.5	502.7	512.3
Wheat (US Cents/bushel)	633.6	658.0	682.7	699.6
Gold (USD/oz)	1924.3	1940.3	1973.7	1999.4
USD/ZAR	19.0	19.1	19.3	19.4
SA Inflation (Annual %)	5.4	5.3	5.1	5.2

Note:

*Source - Bloomberg, SARB

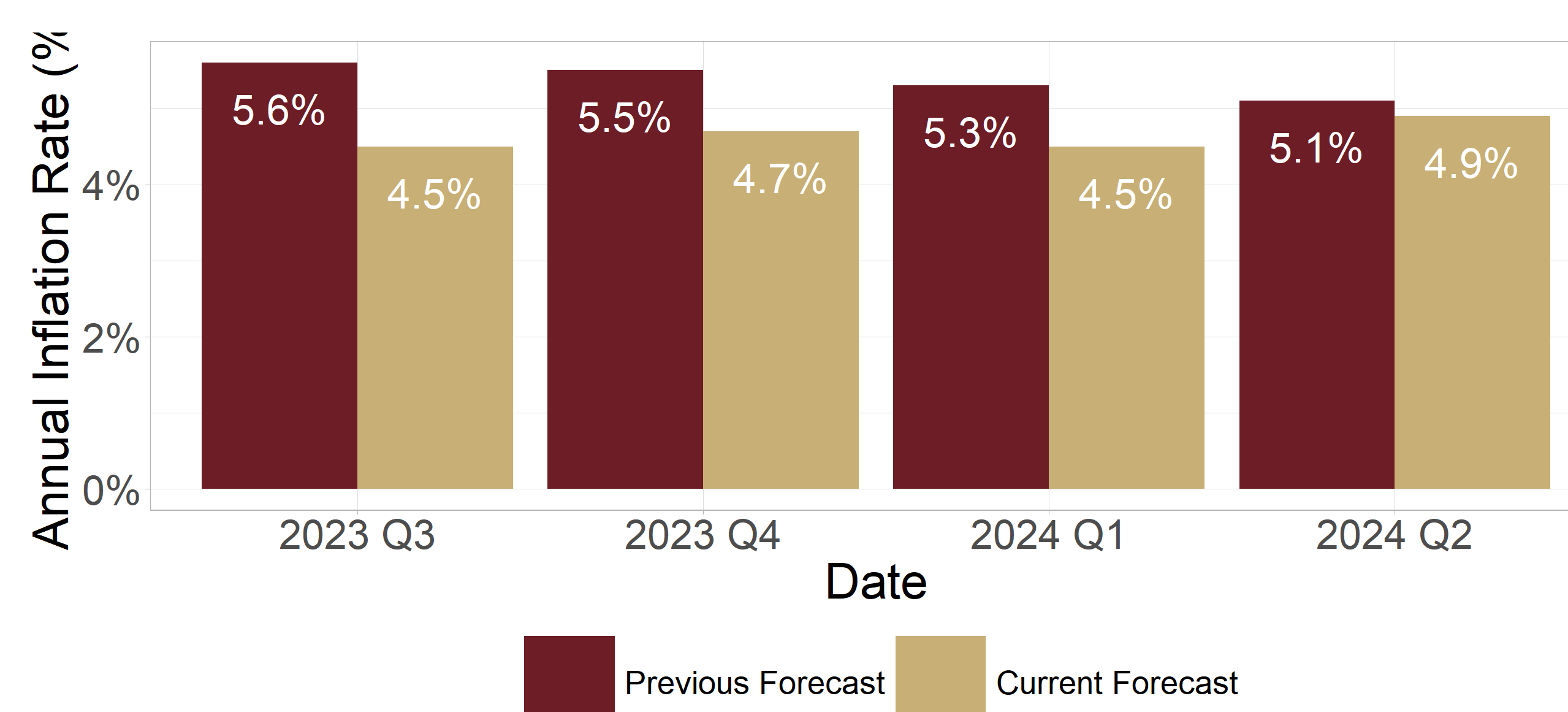
**Forecasts as at 14 August 2023

Short and Medium Term Forecasts

Table 2: Monthly Inflation Forecast, by Components

Category	Weight	Jul 2023 (A)	Aug 2023 (F)	Sep 2023 (F)	Oct 2023 (F)	Trend
Food	16.4%	10.5%	10.1%	10.4%	11.6%	↗
Alcoholic B&T	12.6%	6.9%	6.9%	6.6%	6.6%	↘
Clothing	3.0%	1.8%	1.2%	1.4%	1.1%	↘
Housing	28.4%	2.7%	2.8%	2.6%	2.5%	↘
Furnishings	5.5%	7.0%	6.9%	6.3%	6.1%	↘
Health	2.0%	4.1%	4.1%	3.9%	3.2%	↘
Transport	14.3%	-2.5%	-2.7%	-1.1%	-1.1%	↗
Communication	3.8%	0.6%	1.0%	0.6%	0.9%	↗
Recreation	3.6%	9.9%	9.6%	9.4%	9.7%	↘
Education	3.6%	3.8%	3.8%	3.8%	3.8%	↗
Hotels	1.4%	5.3%	5.0%	4.8%	4.6%	↘
Misc	5.4%	5.6%	5.3%	4.9%	4.9%	↘
All Items	100.0%	4.5%	4.4%	4.6%	4.8%	↗

Figure 1: Quarterly Inflation Forecasts



*Quarterly forecasts may not directly correspond to the components forecasts in Table 2

Figure 2: Yearly Inflation Forecasts

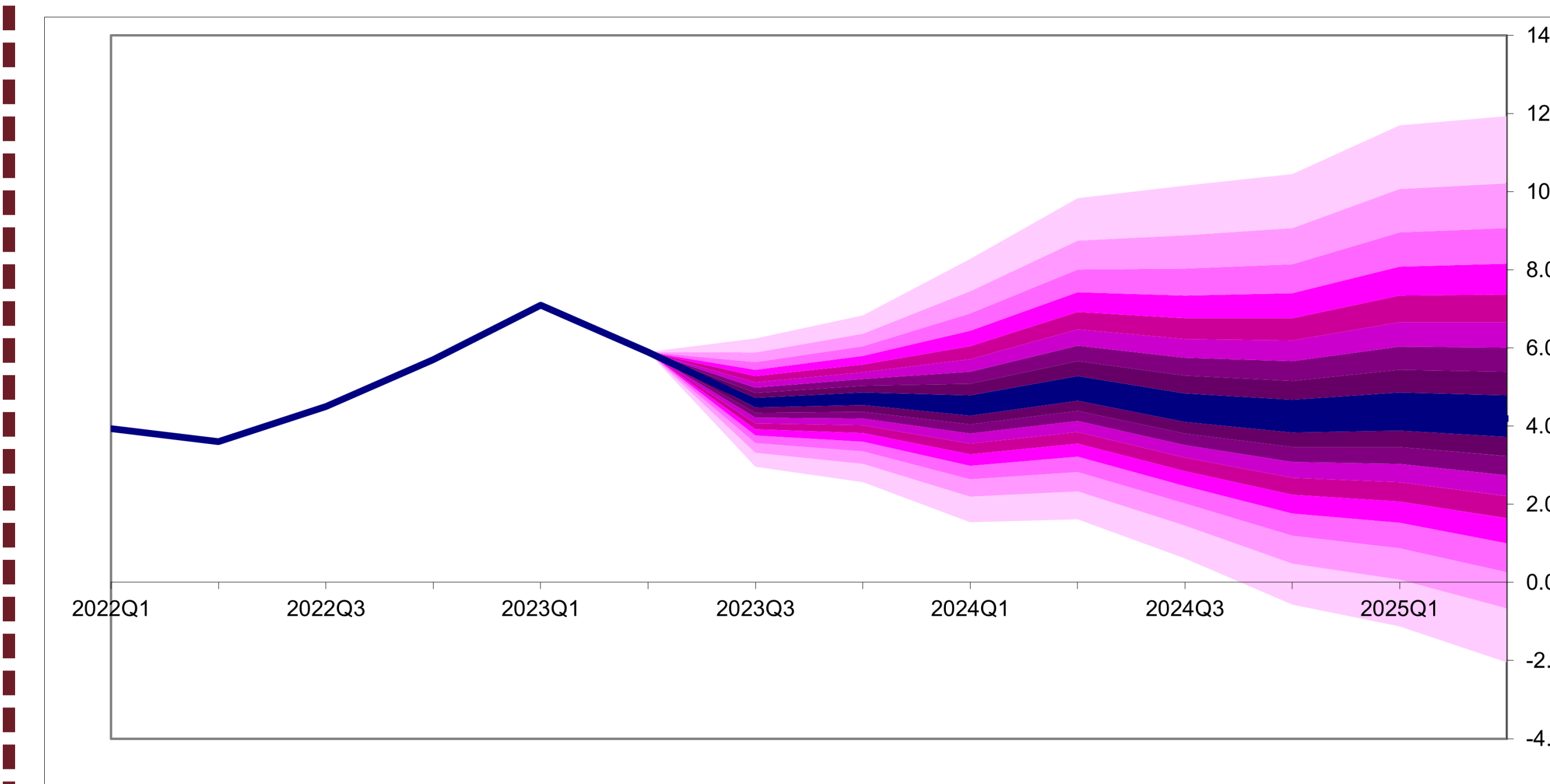
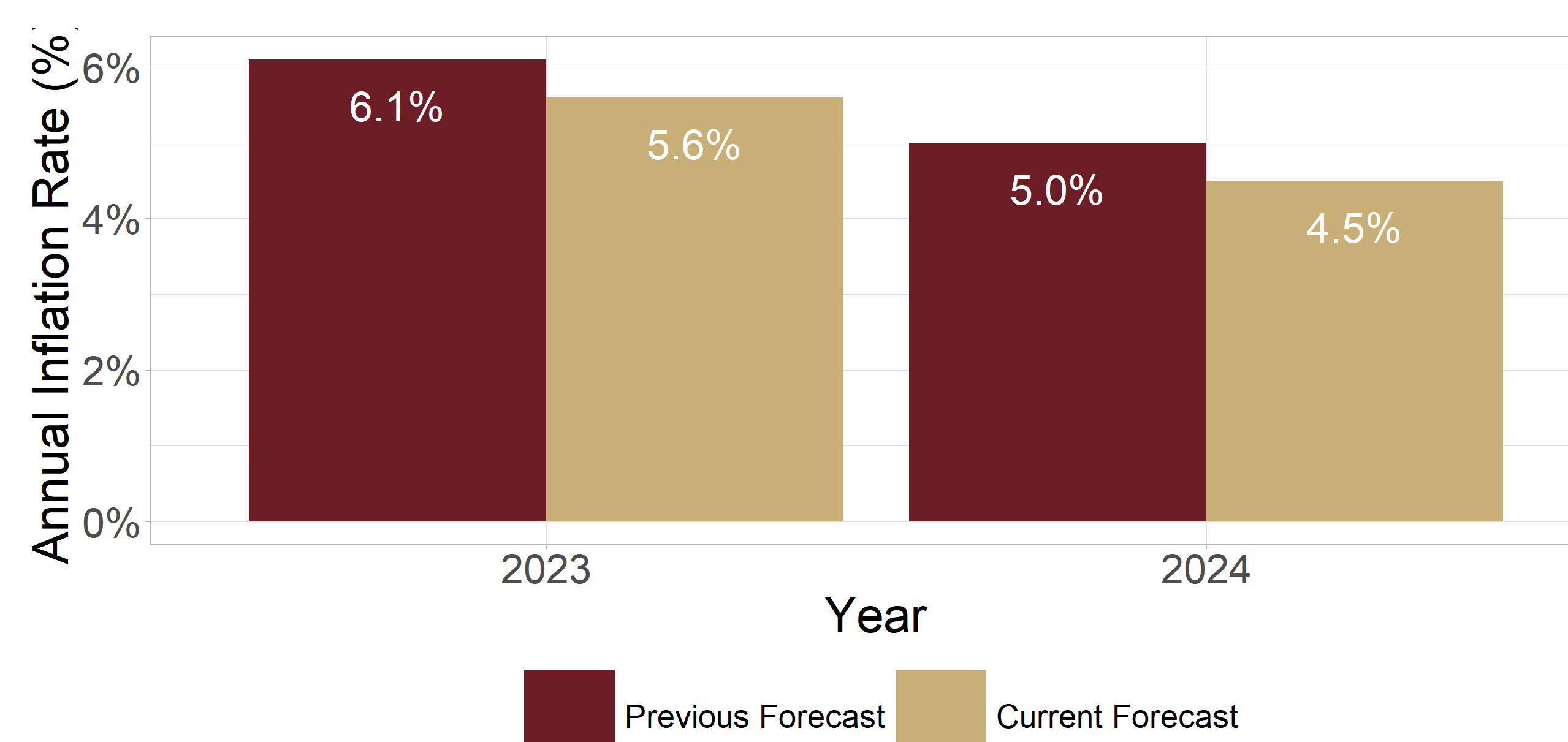


Figure 3: Inflation Forecast Fan Chart

Disclaimer

While best efforts were taken to ensure the accuracy of the data and information in this report, the Bank cannot take any responsibility for consequences resulting from the use of this information.

Contact

Enquiries related to this publication should be directed to:

The Director: Research and Financial Sector Development
 P.O. Box 2882
 Windhoek
 Namibia
 Tel: +264 61 283 5056
 Fax: +264 61 283 5231
 E-mail: research@bon.com.na
 Website: <http://www.bon.com.na>