

Namibia Inflation Forecast Report

Research & Financial Sector Development Department, Bank of Namibia



Updated -June, 2026

Inflation Overview

Domestic Inflation - Domestic annual headline inflation increased to 4.1 percent in May 2026, translating into a 1.0 percentage point increase from the previous month. The biggest contributors towards the increase in annual inflation rate were mainly *Transport and Housing* (6.6 and 0.5 percentage point respectively).

Short Term Forecasts - The short-term inflation forecast is presented in Table 2, with annual inflation projected to increase to 4.3 percent in June, 4.5 in July before increasing further to 4.7 percent in August 2026.

Medium Term Forecasts - Through the medium term, the quarterly inflation forecast is projected to increase in the second quarter of 2026 mainly on the assumption of high oil price emanating from ongoing tensions in the Middle East. Overall, the baseline estimates suggest that headline inflation will average 4.0 percent and 3.6 percent in 2026 and 2027 respectively, reflecting an upward revision of 0.3 percent and 0.2 percent for 2026 and 2027. (see Figures 1 and 2).

Table 1: International Price Forecast Summary

Category	2026 Q2	2026 Q3	2026 Q4	2027 Q1
Brent Crude (USD/barrel)	100.6	90.7	85.7	82.5
Maize (US Cents/bushel)	434.5	429.2	449.0	463.3
Wheat (US Cents/bushel)	613.5	594.5	614.7	630.0
Gold (USD/oz)	4450.5	4362.8	4411.8	4466.3
USD/ZAR	16.5	16.3	16.3	16.4
*SA Inflation (Annual %)	4.6	4.9	4.8	4.9

Note:

Source - Bloomberg Forecasts as at 06 June 2026 and

* SARB

Table 2: Monthly Inflation Forecast, by Component

Short and Medium Term Forecasts

Category	Weight	May 2026 (A)	Jun 2026 (F)	July 2026 (F)	Aug 2026 (F)	Trend
Food	16.4%	2.0%	2.4%	2.5%	2.9%	↗
Alcoholic B&T	12.6%	1.4%	1.5%	2.0%	2.5%	↗
Clothing	3.0%	0.1%	0.0%	0.0%	0.3%	↗
Housing	28.4%	4.9%	5.0%	5.2%	5.4%	↗
Furnishings	5.5%	2.6%	2.5%	2.7%	3.2%	→
Health	2.0%	4.7%	4.7%	4.6%	4.7%	→
Transport	14.3%	11.5%	12.1%	11.8%	11.9%	↗
Communication	3.8%	-1.0%	-1.3%	-1.2%	-1.3%	↗
Recreation	3.6%	3.8%	4.7%	4.5%	4.3%	↗
Education	3.6%	2.4%	2.4%	2.4%	2.4%	→
Hotels	1.4%	4.8%	5.0%	5.1%	6.2%	↗
Misc	5.4%	1.2%	1.3%	1.4%	1.3%	↗
All Items	100.0%	4.1%	4.3%	4.5%	4.7%	↗

Figure 1: Quarterly Inflation Forecasts

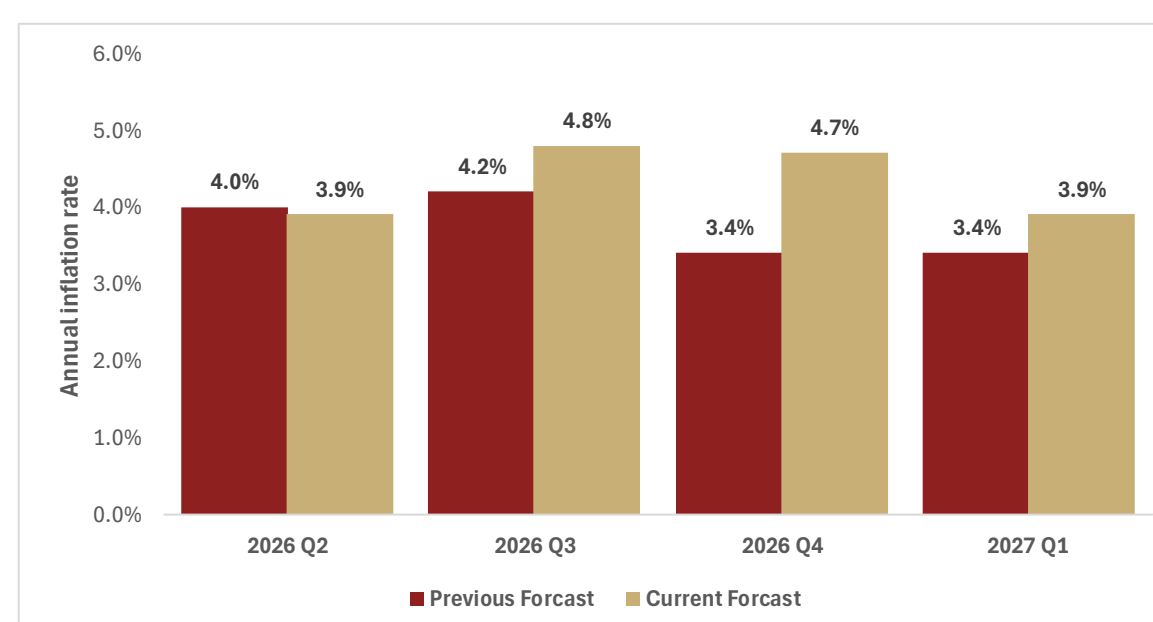


Figure 2: Yearly Inflation Forecasts

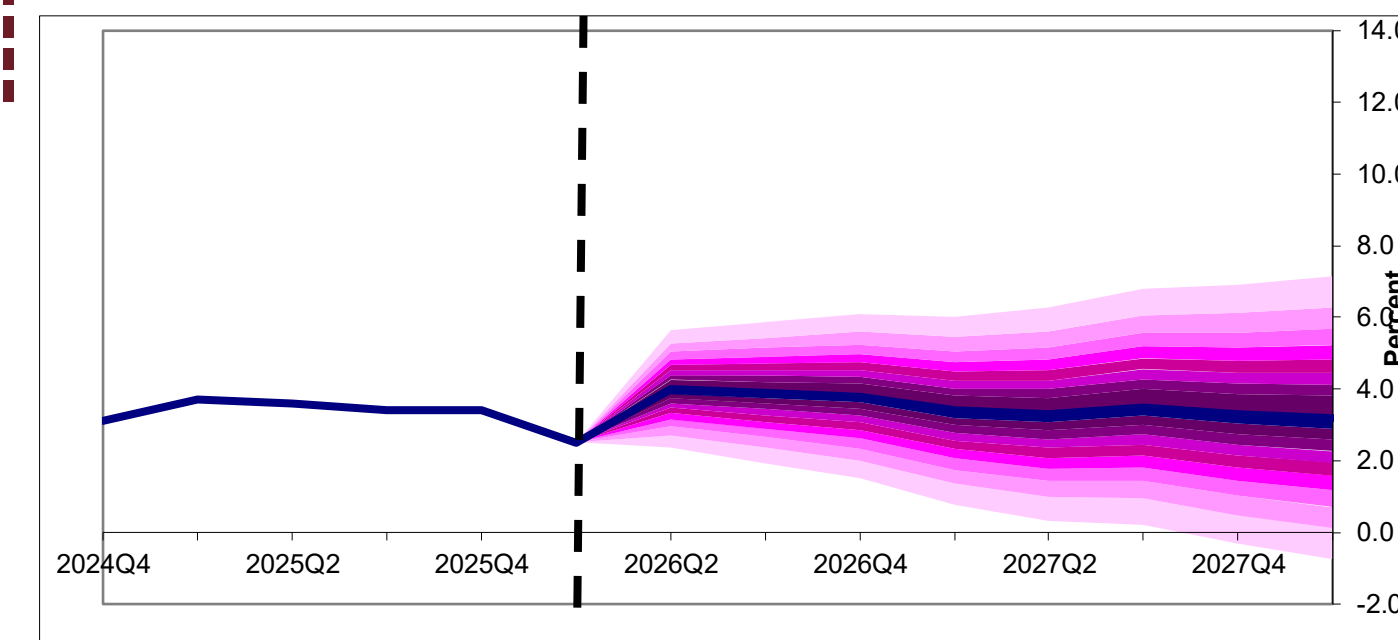
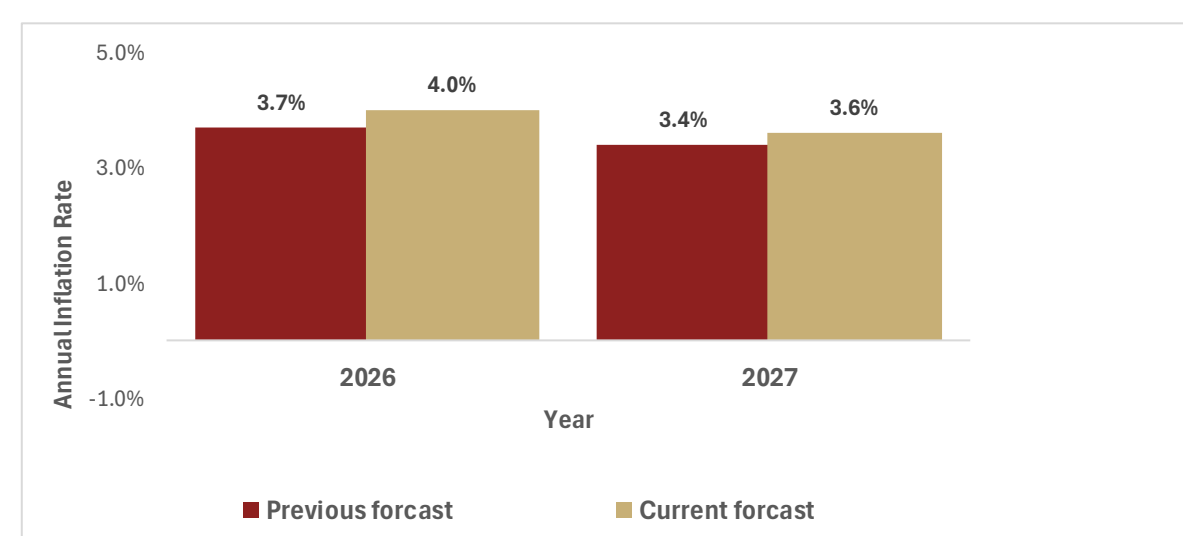


Figure 3: Inflation Forecast Fan Chart

Disclaimer

While best efforts were taken to ensure the accuracy of the data and information in this report, the Bank cannot take any responsibility for consequences resulting from the use of this information.

Contact

Enquiries related to this publication should be directed to:

The Director: Research and Financial Sector Development
 P.O. Box 2882
 Windhoek
 Namibia
 Tel: +264 61 283 5056
 Fax: +264 61 283 5231
 E-mail: research@bon.com.na
 Website: <http://www.bon.com.na>

Website: <http://www.bon.com.na>

E-mail: research@bon.com.na